





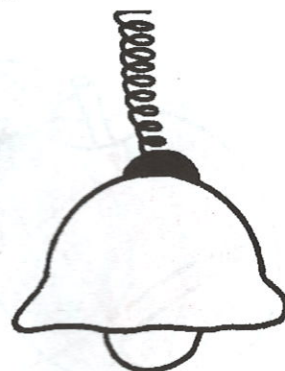


## MATERIÁLY A ICH VLASTNOSTI

Dieťa opisuje predmety vyrobené z rôznych materiálov.



6

Pomenuj obrázky. Vieš z čoho sú vyrobené? Modrou pastelkou spoj predmety zo skla s obrázkom skla. Červenou pastelkou spoj predmety z papiera s obrázkom papiera. Zelenou pastelkou spoj predmety vyrobené z dreva s obrázkom dreva.